

Racial Profiling Report | Full report

Agency Name: UPSHUR COUNTY CONSTABLE PCT-4
Reporting Date: 1/7/2022
TCOLE Agency Number:
Chief Administrator: Constable David Thompson
Agency Contact:
Phone: (903) 680-8121
Email:
Mailing Address: 100 W Tyler Street, 4th Floor, Gilmer, TX 75644

This Agency filed a full report

UPSHUR COUNTY
CONSTABLE PCT-4 has adopted a detailed written policy on racial profiling. Our policy:

- 1) clearly defines acts constituting racial profiling;
- 2) strictly prohibits peace officers employed by the UPSHUR COUNTY
CONSTABLE PCT-4 from engaging in racial profiling;
- 3) implements a process by which an individual may file a complaint with the UPSHUR COUNTY CONSTABLE PCT-4 if the individual believes that a peace officer employed by the UPSHUR COUNTY CONSTABLE PCT-4 has engaged in racial profiling with respect to the individual;
- 4) provides public education relating to the agency's complaint process;
- 5) requires appropriate corrective action to be taken against a peace officer employed by the UPSHUR COUNTY CONSTABLE PCT-4 who, after an investigation, is shown to have engaged in racial profiling in violation of the UPSHUR COUNTY CONSTABLE PCT-4
- 6) requires collection of information relating to motor vehicle stops in which a citation is issued and to arrests made as a result of those stops, including information relating to:
 - a. the race or ethnicity of the individual detained;
 - b. whether a search was conducted and, if so, whether the individual detained consented to the search;

FILED
TERRI ROSS
COUNTY CLERK
2022 JAN 14 AM 11:03
UPSHUR COUNTY, TX.
BY DR
DEPUTY

c. whether the peace officer knew the race or ethnicity of the individual detained before detaining that individual;

d. whether the peace officer used physical force that resulted in bodily injury during the stop;

e. the location of the stop;

f. the reason for the stop.


7) requires the chief administrator of the agency, regardless of whether the administrator is elected, employed, or appointed, to submit an annual report of the information collected under Subdivision (6) to:

a. the Commission on Law Enforcement; and

b. the governing body of each county or municipality served by the agency, if the agency is an agency of a county, municipality, or other political subdivision of the state.

The UPSHUR COUNTY CONSTABLE
PCT-4 has satisfied the statutory data audit requirements as prescribed in Article 2, 133(c), Code of Criminal Procedure during the reporting period.

Executed by: Constable David Thompson



Date: 1/7/2022

Racial Profile Report

UPSHUR COUNTY CONSTABLE PCT-4

01/01/2021 to 12/31/2021

For: Thompson

Number of motor vehicle stops:

- 1. 13 citation only
- 2. 0 arrest only
- 3. 0 both

4. 13 Total

Race or Ethnicity:

- 5. 1 African
- 6. 0 Asian
- 7. 7 Caucasian
- 8. 5 Hispanic
- 9. 0 Middle Eastern
- 10. 0 Native American

11. 13 Total

Race or Ethnicity known prior to stop?

- 12. 1 Yes
- 13. 12 No

14. 13 Total

Search conducted:

- 15. 1 Yes
- 16. 12 No

17. 13 Total

Was search consented?

- 18. 0 Yes
- 19. 1 No
- 20. 1 Total Must equal #15

page 3

Racial Profiling Report | Full Report

UPSHUR COUNTY CONSTABLE PCT-4

1/1/2021 - 12/31/2021

Probable cause:

Total	1	2.17%					
Alaska Native/American Indian	0	0.00%	White	0	0.00%	Asian/Pacific Islander	0
Black	0	0.00%	Hispanic/Latino	1	100.00%		

Inventory:

Total	0						
Alaska Native/American Indian	0		White	0		Asian/Pacific Islander	0
Black	0		Hispanic/Latino	0			

Incident to arrest:

Total	0	0.00%					
Alaska Native/American Indian	0	0.00%	White	0	0.00%	Asian/Pacific Islander	0
Black	0	0.00%	Hispanic/Latino	0	0.00%		

Was Contraband discovered?

Yes:

Total	0	0.00%	Did the finding result in arrest (total should equal previous column)?					
Alaska Native/American Indian	0	0.00%	Yes	0	0.00%	No	0	0.00%
Asian/Pacific Islander	0	0.00%	Yes	0	0.00%	No	0	0.00%
Black	0	0.00%	Yes	0	0.00%	No	0	0.00%
White	0	0.00%	Yes	0	0.00%	No	0	0.00%
Hispanic/Latino	0	0.00%	Yes	0	0.00%	No	0	0.00%

No:

Total	46	100.00%					
Alaska Native/American Indian	1	2.17%	White	28	60.87%	Asian/Pacific Islander	1
Black	4	8.70%	Hispanic/Latino	12	26.09%		

Description of contraband

Drugs:

Total	0	0.00%					
Alaska Native/American Indian	0	0.00%	White	0	0.00%	Asian/Pacific Islander	0
Black	0	0.00%	Hispanic/Latino	0	0.00%		

Currency:

Total	0	0.00%
-------	---	-------

Racial Profiling Report | Full Report
UPSHUR COUNTY CONSTABLE PCT-4
1/1/2021 - 12/31/2021

	Alaska Native/American Indian	<u>0</u>	<u>0.00%</u>	Asian/Pacific Islander	<u>0</u>	<u>0.00%</u>
	Black	<u>0</u>	<u>0.00%</u>	White	<u>0</u>	<u>0.00%</u>
Weapons:						
	Total	<u>0</u>	<u>0.00%</u>			
	Alaska Native/American Indian	<u>0</u>	<u>0.00%</u>	Asian/Pacific Islander	<u>0</u>	<u>0.00%</u>
	Black	<u>0</u>	<u>0.00%</u>	White	<u>0</u>	<u>0.00%</u>
Alcohol:						
	Total	<u>0</u>	<u>0.00%</u>			
	Alaska Native/American Indian	<u>0</u>	<u>0.00%</u>	Asian/Pacific Islander	<u>0</u>	<u>0.00%</u>
	Black	<u>0</u>	<u>0.00%</u>	White	<u>0</u>	<u>0.00%</u>
Stolen property:						
	Total	<u>0</u>	<u>0.00%</u>			
	Alaska Native/American Indian	<u>0</u>	<u>0.00%</u>	Asian/Pacific Islander	<u>0</u>	<u>0.00%</u>
	Black	<u>0</u>	<u>0.00%</u>	White	<u>0</u>	<u>0.00%</u>
Other:						
	Total	<u>0</u>	<u>0.00%</u>			
	Alaska Native/American Indian	<u>0</u>	<u>0.00%</u>	Asian/Pacific Islander	<u>0</u>	<u>0.00%</u>
	Black	<u>0</u>	<u>0.00%</u>	White	<u>0</u>	<u>0.00%</u>

Result of the stop

Verbal warning:

Total	<u>12</u>	<u>26.09%</u>				
	Alaska Native/American Indian	<u>0</u>	<u>0.00%</u>	Asian/Pacific Islander	<u>1</u>	<u>8.33%</u>
	Black	<u>2</u>	<u>16.67%</u>	White	<u>8</u>	<u>66.67%</u>
				Hispanic/Latino	<u>1</u>	<u>8.33%</u>

Written warning:

Total	<u>21</u>	<u>45.65%</u>				
	Alaska Native/American Indian	<u>1</u>	<u>4.76%</u>	Asian/Pacific Islander	<u>0</u>	<u>0.00%</u>
	Black	<u>1</u>	<u>4.76%</u>	White	<u>13</u>	<u>61.90%</u>
				Hispanic/Latino	<u>6</u>	<u>28.57%</u>

Citation:

Total	<u>13</u>	<u>28.26%</u>				
	Alaska Native/American Indian	<u>0</u>	<u>0.00%</u>	Asian/Pacific Islander	<u>0</u>	<u>0.00%</u>
	Black	<u>1</u>	<u>7.69%</u>	White	<u>7</u>	<u>53.85%</u>
				Hispanic/Latino	<u>5</u>	<u>38.46%</u>

Racial Profiling Report | Full Report
UPSHUR COUNTY CONSTABLE PCT-4
1/1/2021 - 12/31/2021

Written warning and arrest:

Total	0	0.00%				
Alaska Native/American Indian	0	0.00%	Asian/Pacific Islander	0	0.00%	
Black	0	0.00%	White	0	0.00%	
			Hispanic/Latino	0	0.00%	

Citation and arrest:

Total	0	0.00%			
Alaska Native/American Indian	0	0.00%	Asian/Pacific Islander	0	0.00%
Black	0	0.00%	White	0	0.00%
			Hispanic/Latino	0	0.00%

Arrest:

Total	0	0.00%			
Alaska Native/American Indian	0	0.00%	Asian/Pacific Islander	0	0.00%
Black	0	0.00%	White	0	0.00%
			Hispanic/Latino	0	0.00%

Arrest based on

Violation of Penal Code:

Total	0	0.00%			
Alaska Native/American Indian	0	0.00%	Asian/Pacific Islander	0	0.00%
Black	0	0.00%	White	0	0.00%
			Hispanic/Latino	0	0.00%

Violation of Traffic Law:

Total	0	0.00%			
Alaska Native/American Indian	0	0.00%	Asian/Pacific Islander	0	0.00%
Black	0	0.00%	White	0	0.00%
			Hispanic/Latino	0	0.00%

Violation of City Ordinance:

Total	0	0.00%			
Alaska Native/American Indian	0	0.00%	Asian/Pacific Islander	0	0.00%
Black	0	0.00%	White	0	0.00%
			Hispanic/Latino	0	0.00%

Outstanding Warrant:

Total	0	0.00%			
Alaska Native/American Indian	0	0.00%	Asian/Pacific Islander	0	0.00%
Black	0	0.00%	White	0	0.00%
			Hispanic/Latino	0	0.00%

Racial Profiling Report | Full Report
UPSHUR COUNTY CONSTABLE PCT-4
1/1/2021 - 12/31/2021

Was physical force resulting in bodily injury used during stop?

Yes:

Total	0	0.00%	Alaska Native/American Indian	0	0.00%	Asian/Pacific Islander	0	0.00%	
	Black	0	0.00%	White	0	0.00%	Hispanic/Latino	0	0.00%

No:

Total	46	100.00%	Alaska Native/American Indian	1	2.17%	Asian/Pacific Islander	1	2.17%	
	Black	4	8.70%	White	28	60.87%	Hispanic/Latino	12	26.09%

Number of complaints of racial profiling?

Total	0	0.00%
Resulted in disciplinary action	0	0.00%
Did not result in disciplinary action	0	0.00%

Submitted electronically to the



The Texas Commission on Law Enforcement

Page 1

Racial Profiling Report | Full Report
UPSHUR COUNTY CONSTABLE PCT-4
1/1/2021 - 12/31/2021

Comparative Analysis
Motor Vehicle Stops vs. Gender Ethnic Population of Service Area
UPSHUR COUNTY CONSTABLE PCT-4

Racial Profile Data Provided by Kologik COPsync Mobile	# of Stops	% of Stops	Agency Service Area Demographics Provided by Agency Official (Not Kologik)	Total Number	% of Population
Male	23	50.00%	Male	20,643	49.1%
Female	23	50.00%	Female	21,441	50.9%
Alaska Native/American Indian	1	2.17%	Alaska Native/American Indian	229	0.6%
Asian/Pacific Islander	1	2.17%	Asian/Pacific Islander	136	0.3%
Black	4	8.70%	Black	3,451	8.3%
White	28	60.87%	White	33,174	79.8%
Hispanic/Latino	12	26.09%	Hispanic/Latino	3,653	8.8%
			Other/Not Reported Above	155	0.4%

DATA SOURCE USED FOR AGENCY SERVICE AREA DEMOGRAPHICS:

ADDITIONAL INFORMATION THAT MAY INFLUENCE AND/OR IMPACT DATA REPORTED:

This form is produced in accordance with the Texas Code of Criminal Procedure Article 2.134 as required by the Texas Occupation Code Section 1701.164 and the Texas Commission on Law Enforcement. The Agency Service Area Demographics data was derived from available public data sources such as the US Census Bureau and other statistical services available to the reporting agency.



All Cities (/) / Texas (/city/Texas.html), Texas smaller cities (/city/Texas2.html), Texas smallest towns (/city/Texas3.html) / Upshur County, TX

Upshur County, Texas (TX)

County population in 2019: 42,084 (21% urban, 79% rural); it was 35,291 in 2000

County owner-occupied with a mortgage or a loan houses and condos in 2010: 5,965

County owner-occupied free and clear houses and condos in 2010: 5,828

County owner-occupied houses and condos in 2000: 10,858

Renter-occupied apartments: 3,142 (it was 2,432 in 2000)

% of renters here: 18%

State: 36%

Land area: 588 sq. mi.

Water area: 5.0 sq. mi.

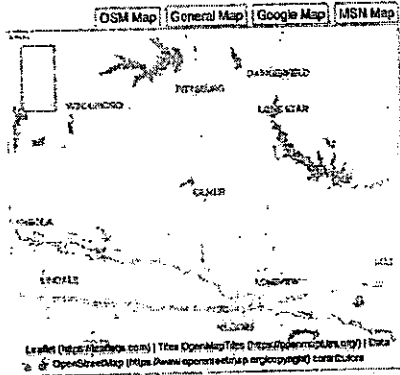
Population density: 72 people per square mile (average).


March 2019 cost of living index in Upshur County: 80.9 (low, U.S. average is 100)

Industries providing employment: Educational, health and social services (21.1%), Retail trade (14.1%), Construction (10.2%), Manufacturing (10.0%).

Type of workers:

- Private wage or salary: 80%
- Government: 11%
- Self-employed, not incorporated: 8%
- Unpaid family work: 0%





White Non-Hispanic Alone	73.2%	31,174
Hispanic or Latino	3.5%	3,653
Black Non-Hispanic Alone	2.3%	3,451
Two or more races	1.8%	752
American Indian and Alaska Native alone	0.4%	229
Some other race alone	0.4%	153
Asian alone	0.3%	135

Median resident age: 42.0 years
Texas median age: 35.1 years

Males: 20,643 (49.1%)
Females: 21,441 (50.9%)



Recent posts about Upshur County, Texas on our local forum (forum/texas) with over 2,200,000 registered users:


- New County Population Estimates from the Census Bureau for July 1, 2018 posted this morning about 9 A. M. (<http://www.city-data.com/forum/texas/2739316-new-county-population-estimates-census-bureau-july-1-2018-posted-morning-about-9-m.html#post47636651>) (13 replies)
- Some Fall Colors from East Texas (<http://www.city-data.com/forum/texas/2004763-some-fall-colors-east-texas.html#post32489947>) (22 replies)
- Small Towns in Texas? (<http://www.city-data.com/forum/texas/1046789-small-towns-texas-3.html#post17137394>) (29 replies)
- East Texas Populations Swell in 2010 Census (<http://www.city-data.com/forum/texas/1205127-east-texas-populations-swell-2010-census.html#post17938474>) (8 replies)
- Prettiest town/ City in the rolling hills area? (<http://www.city-data.com/forum/texas/821874-prettiest-town-city-rolling-hills-area-2.html#post11722655>) (16 replies)

Average household size:
Upshur County: 2.0 people
Texas: 3 people

Estimated median household income in 2019: \$53,982 (\$33,347 in 1999)
This county: \$53,982
Texas: \$54,034

Median contract rent in 2019 for apartments: \$668 (lower quartile is \$503, upper quartile is \$847)
This county: \$666
State: \$929

Estimated median house or condo value in 2019: \$164,038 (it was \$56,100 in 2000)
Upshur: \$164,038
Texas: \$200,400
Lower value quartile - upper value quartile: \$93,707 - \$245,513
Median monthly housing costs for homes and condos with a mortgage: \$1,276
Median monthly housing costs for units without a mortgage: \$436

FILED
TERRI ROSS
COUNTY CLERK
2022 JAN 14 AM 11:03
UPSHUR COUNTY, TX.
BY 
DEPUTY

1/17/2022, 10:29 AM